

# NMI stands for applied research and development at the junction of life sciences and material sciences

- Application-oriented research and development, consultation, measurements, testing, analyses, studies and implementation of innovative solutions.
- Wide, efficient service spectrum for SMEs and large customers.
- Flexible structures, highly qualified, interdisciplinary teams, state-of-the-art equipment and quality management for outstanding results.
- Realisation of goal-oriented projects with a strong network of industrial partners, universities and research institutes with various specializations, especially the life sciences.
- Incubator for new companies.
- Founded in 1985 as a non-profit foundation.
- 190 employees.
- Subsidiary:  
NMI Technologie Transfer GmbH (NMI TT GmbH).



With our focus on solution-oriented, applied research and development, we achieve concrete results quickly and efficiently. Convince yourselves of our wide, interdisciplinary competence in meeting your demands.

## NMI - achieving results.

Pharma and biotechnology

Biomedical technology

Surface and interface technology

## » Micro- and nanosystems for life science applications



TECHNOLOGIE  
ENTWICKLUNG  
PRODUKTION

### Natural and Medical Sciences Institute at the University of Tübingen

Markwiesenstrasse 55  
72770 Reutlingen  
Germany  
Phone +49 7121 51530-0  
Fax +49 7121 51530-16  
info@nmi.de, www.nmi.de

### NMI TT GmbH

Markwiesenstrasse 55  
72770 Reutlingen  
Germany  
Phone +49 7121 51530-0  
Fax +49 7121 51530-16  
www.nmi-tt.de



micro >> nano >> bio

>> 1

- Application-oriented and know-how based concepts for product ideas
- "Multi-physics" simulations of microfluidics and microelectrode arrays

>> 2

- Micro- and nanostructured thin film systems, electrochemical deposition technology
- Biofunctionalized patterning of microsystems
- Bonding technology
- Biostable insulating layers
- Microelectrodes

>> 3

- Thin film technology in the clean room (optical, electron beam and shadow mask lithography, PVD, PECVD, nano imprinting)
- Fabrication of microfluidic functional models using CAD/CAM micro milling
- 3D micro assembly
- Electrical and fluidic connections
- Encapsulation

>> 4

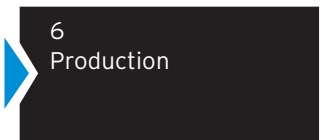
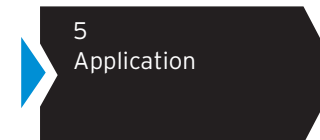
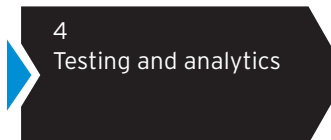
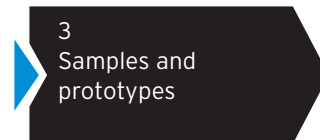
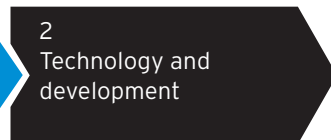
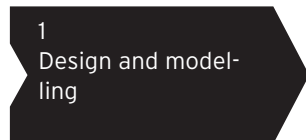
- Microscopic and spectroscopic analytics for surface topography and chemistry
- Preparation and analysis of biological/technical interfaces
- Electrical and electrochemical characterization
- Investigation of long term stability of materials and components

>> 5

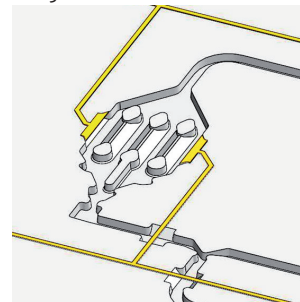
- Application-oriented characterization of systems
- Biological functional assays (cell culture, biochemistry, electrophysiology)

>> 6


- Cost effective, standardized processes for small batch productions
- Integration of biomaterials and surface functionalization into the production process
- Encapsulation of implant devices
- Product oriented fabrication processes and quality management




Lab-on-a-chip systems for drug screening and diagnostics




Microelectrode arrays for electrophysiology and neurotechnology



Biosensors for diagnostics and medical technology



Intelligent implants for eye, ear and brain



Contact:

Research and development  
Dr. Peter D. Jones  
Phone +49 7121 51530-833  
peter.jones@nmi.de

Development and production  
Dr. Ramona Samba  
Phone +49 7121 51530-855  
samba@nmi-tt.de